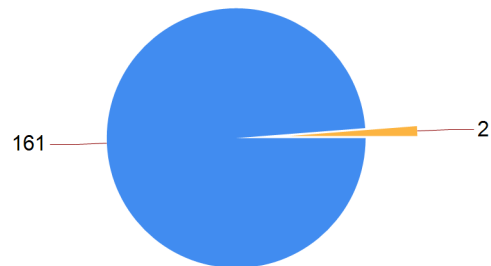


2017 Year 11 Activity Survey Analysis

Joseph Leckie Academy

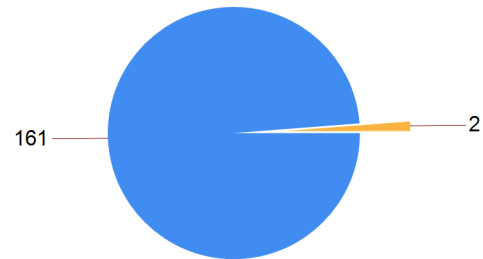
Meeting the Duty to Participate

	No. of Clients	%
Meeting the Duty to Participate	161	98.8%
Temporary Break from Learning	2	1.2%
Total	163	



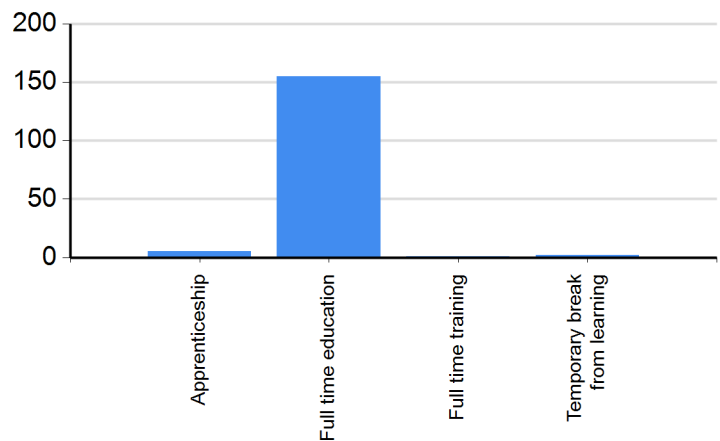
NEET Outcomes

	No. of Clients	%
EET	161	98.8%
NEET	2	1.2%
Total	163	



DfE Destination Groups

	No. of Clients	%
Apprenticeship	5	3.1%
Full time education	155	95.1%
Full time training	1	0.6%
Temporary break from learning	2	1.2%
Total	163	



List of Destinations

	No. of Clients	%
2.01 School Sixth Form	96	58.9%
2.03 Further Education	59	36.2%
3.07 Apprenticeships	5	3.1%
3.02 Study Programme	1	0.6%
4.07 Teenage parents	1	0.6%
4.09 Illness	1	0.6%
Total	163	

Of those remaining in Sixth Form...

	No. of Clients	%
...remains in own sixth form	91	94.8%
...chose to attend a different school	5	5.2%
Total	96	