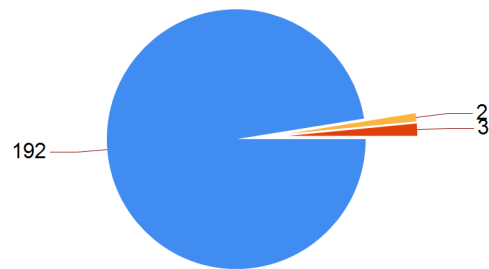


# 2018 Year 11 Activity Survey Analysis

## Joseph Leckie Academy

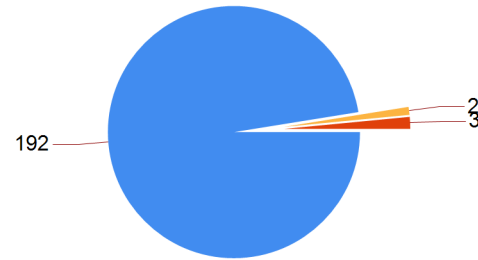
### Meeting the Duty to Participate

	No. of Clients	%
Meeting the Duty to Participate	192	97.5%
Not Participating	2	1.0%
Yet to be Obtained	3	1.5%
Total	197	



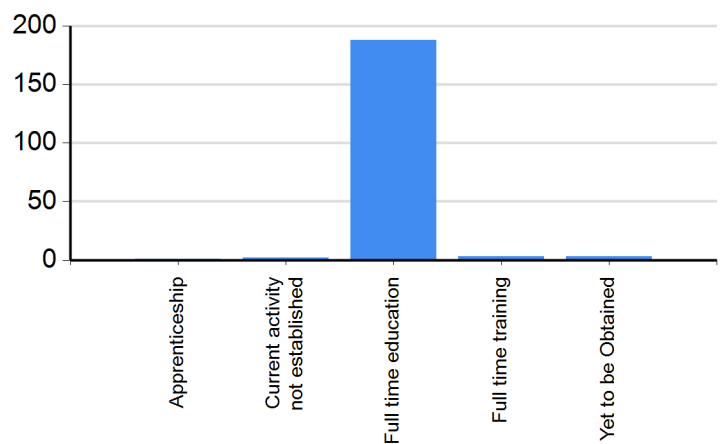
### NEET Outcomes

	No. of Clients	%
EET	192	97.5%
Not Known	2	1.0%
Yet to be Obtained	3	1.5%
Total	197	



### DfE Destination Groups

	No. of Clients	%
Apprenticeship	1	0.5%
Current activity not established	2	1.0%
Full time education	188	95.4%
Full time training	3	1.5%
Yet to be Obtained	3	1.5%
Total	197	



### List of Destinations

	No. of Clients	%
Yet to be Obtained	3	1.5%
2.01 School Sixth Form	135	68.5%
2.03 Further Education	52	26.4%
2.11 Repeating Year 11	1	0.5%
3.07 Apprenticeships	1	0.5%
3.02 Study Programme	3	1.5%
5.05 Current situation not known	2	1.0%
Total	197	

### Of those remaining in Sixth Form...

	No. of Clients	%
...remains in own sixth form	131	97.0%
...chose to attend a different school	4	3.0%
Total	135	